

OT-L



OT-R



A-4x



B-8x



G-9x



D-2x




E-2x



F-6x

DISC006

Montage Rückenlehne 2-Sitzer



9xG

OT-R

OT-L



Position Einhängehaken Ottomane

OT-R

OT-L



Schrauben in Armlehne bei OT-R

Schrauben in Armlehne bei OT-L



2xC

2xC

2xC, 2xF, 2xE







Montage Ottomane



Montage Rückenlehne der Ottomane

Für OT R






2xC,2xF,2xE


Montage Armlehne auf der Ottomane

OT-R

OT-L



2xC,2xF,2xD



2xC,2xF,2xD